



# Teacher Guide

## *Research-Based Mobile Learning Strategies*

### Frequently used for:

- |                              |                          |
|------------------------------|--------------------------|
| 1. Self-Paced Study          | 5. After School Programs |
| 2. Cooperative Learning      | 6. Migrant Programs      |
| 3. Peer Mentoring & Tutoring | 7. Special Education     |
| 4. Parental Involvement      | 8. ESL/ELL Programs      |

# 5 Mobile Learning Strategies



## Self-Paced Study:

Students learn at their own pace with much more time on task.



## Cooperative Learning:

Two or three students share a Study Buddy and find solutions together.



## Parental Involvement:

Study Buddy explains concepts. Parents and children learn together.



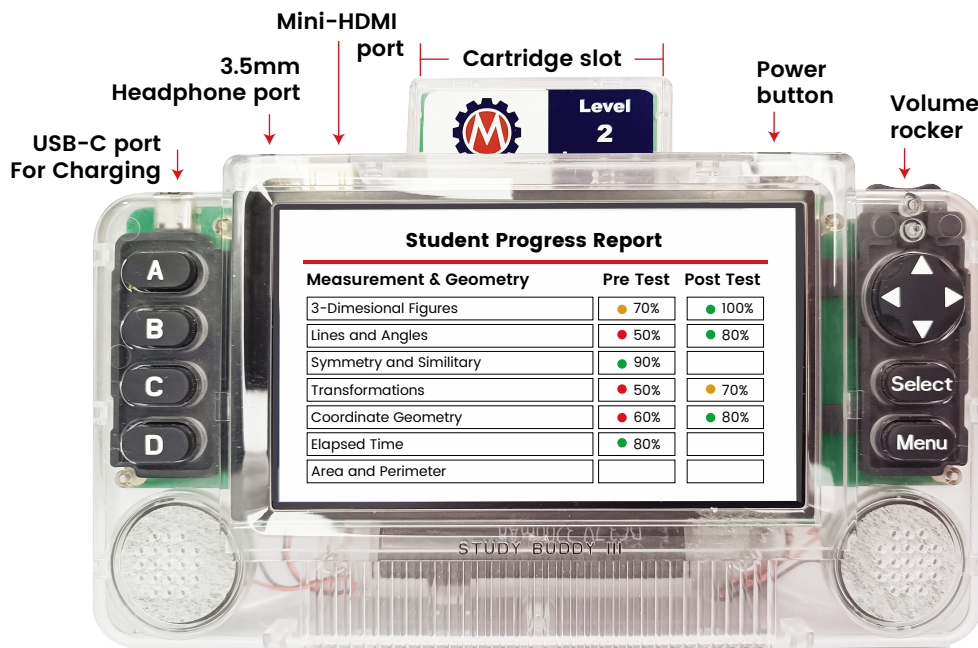
## Peer Mentoring:

Older students help younger students.



## Mentor Programs:

Volunteers can help! Study Buddy has all the answers.



### 4-way button

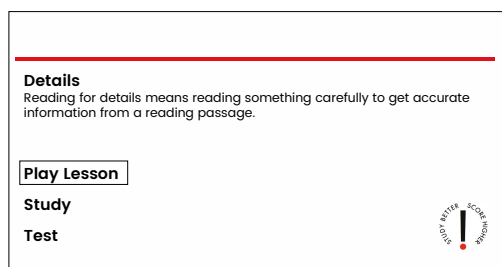

Moves cursor up - down. Pages forward and back. Arrow right shows scores.

### Select

Chooses functions.

### Menu

Back to previous menu. Stops **Play Lesson**.



## Basic Operation

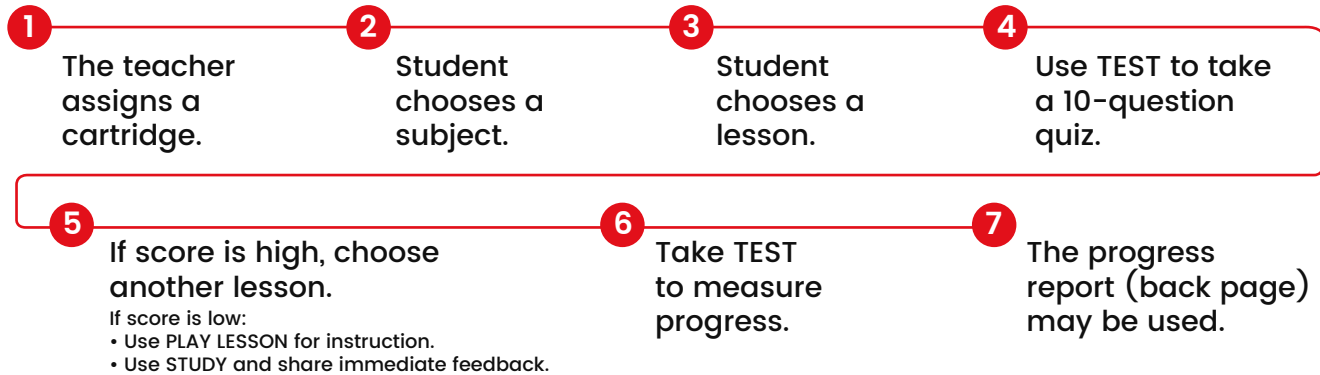
1. Insert a cartridge
2. Choose a Subject
3. Choose a Lesson



- **PLAY LESSON** teaches the concept.
- **STUDY** gives questions with immediate feedback.
- **TEST** records scores and tracks progress.

# Self-Paced Study

## TEACHER'S STEPS



**Self-paced** study causes students to be “active learners.” They know why their answers are wrong and see the steps to find solutions on their own. When students realize they have the power to help themselves, they gain confidence and are eager to learn. This is “authentic engagement.”

## Academic Benefits

- Gives differentiated instruction.
- Accommodates many learning styles.
- Stimulates higher achievement through immediate feedback.

## Behavioral Benefits

- Increases the students engagement and desire to learn.
- Relieves peer pressure.
- Decreases classroom disruptions.

**Choose a subject**

Reading

Vocabulary

Writing

View Scores

**Details**  
Reading for details means reading something carefully to get accurate information from a reading passage.

Play Lesson

Study

Test

Personal Learning Plan		
Reading	Pre Test	Post Test
Details	-	-
Inferences	-	-
Main Idea	-	-
Sequence	-	-
Words in Context	-	-
Vocabulary	Pre Test	Post Test
Homonyms	-	-
Multiple Meanings	-	-
Prefixes and Suffixes	-	-
Compound Words	-	-
Synonyms and Antonyms	-	-



**Struggling Learners** are easily embarrassed. They appreciate private instruction that does not show others they are having problems. They are frustrated easily and must receive instruction in as many ways as possible. They find it difficult to memorize, so they need lots of repetition.

## Research Citation

*“Students respond immediately to change in instruction. They begin to accelerate their rates of learning if they are taught in a way they want to be taught.”*

– Marzano and Pickering,  
Assessing Student Outcomes.



# Cooperative Learning

(Supporting Kagan's Principles)

## TEACHER'S STEPS

1

Groups of 2 or 3 students share a Study Buddy. Consider mixing advanced students with struggling students.

2

Let them choose a lesson.

3

Use PLAY LESSON for instruction.

4

Use STUDY and share immediate feedback with each other.

5

Take TEST to show successful achievement.

6

Have each student group share with the class what they chose and what they learned.

**Cooperative learning** engages students. Classroom size is reduced. Students build higher level thinking skills as they explain solutions to each other.

## Academic Benefits

- Improves students' efforts to achieve.
- Increases students retention.
- Promote a higher level reasoning.

## Behavioral Benefits

- Improves students' interpersonal relationships.
- Students tend to like each other better, including non-disabled students, and groups of students with different ethnic backgrounds.
- Students tend to have a higher regard for teachers, school, and the subjects they study.

- University of Minnesota, College of Education  
<http://cehd.umn.edu/Pubs/ResearchWorks/coop-learning>



**Auditory Learners** learn through listening via discussions and hearing information. Study Buddy small group instruction or paired instruction lets them participate in discussions about questions and solutions. Multimedia instruction lets them hear the information they need to know.



The first sentence tells you that Lila is holding a flute.  
She does not hear a flute.  
Read the last sentence again.  
It tells you what Lila hears.



As Lila waited for the curtain to open, she clutched the flute tightly in her sweaty palms. All she could hear was her heart beating loudly in her ears.

What did Lila hear?

Explain

☒ A a flute

☐ B the curtain opening

☐ C her heartbeat

NEXT >

## Research Citation

*"36 studies concluded that students taking part in peer tutoring spent more time on task, showed better social skills, expressed more motivation and less frustration."*

Peer Tutoring's Potential to Boost IQ  
Intrigues Educators, Education Week,  
Vol 27, No 6 October 3, 2007



# Peer Mentoring & Tutoring

## TEACHER'S STEPS

- 1 Select the student(s) who need extra help.
- 2 Find an older student who might be in a club or volunteer program, in or out of your school.
- 3 Determine the time and place of mentoring.
- 4 Assign a simple cartridge to the mentor pair.
- 5 Have them use the Progress Report on the back page of this guide.
- 6 **NOTE:** Operating instructions are not needed for the mentor pair. They quickly begin to use the **Play Lesson, Study, and Test features with no outside help**. When older adult tutors are involved, the student shows the tutor how Study Buddy is used. This “breaks the ice” and starts a positive relationship.

Students love to learn from someone just a couple of years older! Tutor programs with adult volunteers are productive. When tutors are out of practice with academic concepts, the solutions and answers are in the Study Buddy.

## Academic Benefits

- Adult tutors can help explain the feedback.
- Older students reinforce their own skills.
- Younger students often relate to older students more positively than to adults.

## Behavioral Benefits

- Students experience greater acceptance by peers.
- Students gain a more positive belief about their ability to succeed in school.

– Herrera, DuBois, Grossman, The Role of Risk: Mentoring experiences and outcomes for youth with risk profiles.



## Research Citation

*“Students who meet regularly with mentors are 52% less likely than their peers to skip a day of school and 46% less likely than their peers to start using illegal drugs.”*

– (Public/Private Ventures study of Big Brothers Big Sisters).



**Visual Learners** learn through seeing and prefer written or visual materials such as pictures and charts. They become confused when doing such things as changing percents to decimals, then multiplying. They must see the process. Animations in Study Buddy let them “see” the solution. The feedback for answers lets them see how to find the solution.

# Parental Involvement

(Take home program)

## TEACHER'S STEPS

1

Create a form for the parent to sign to take responsibility for loss or damage.

2

Make a copy of the Progress Report on the back page of this guide.

3

Fill in the lesson(s) to be worked on.

4

Have the parent initial scores on the Progress Report to confirm that the work was done.

5

Suggest to the parent that a reward be given for every test score over 80%.

6

**NOTE:** When students can study where and when they want to, their competitive nature kicks in and they tend to study more to achieve high scores.



Most parents want to help, but they don't know where to start. Parents of any educational background participate actively and productively. Parents can start by simply viewing scores on the Study Buddy's Progress Report, and providing praise.

The next step is viewing lessons on their own to learn and understand what their children are learning. A final option is for parents and students to read and discuss questions and solutions.

## Academic Benefits

- Promotes family literacy.
- Boosts student achievement.
- Provides a shared focus between school and parents.

## Behavioral Benefits

- Let parents know what is being studied in school.
- Communicate with parents what challenges their children.
- Eliminates confrontations over parents' homework help.
- Provides "good public relations" with parents.

## Research Citation

*"Students with parents who are involved in their school tend to have fewer behavioral problems and better academic performance, and are more likely to complete high school than students whose parents are not involved in their school."*

- Parental Involvement in Schools, Child Trends Data Bank



**Kinesthetic Learners** learn by doing and prefer a hands-on approach. Movement, music in the background, and lots of activities work well for this style of learner. They don't like sitting in a formal classroom desk arrangement. Working in small groups or teams is a supportive activity.



# Study Buddy Gradebook

## **Study Buddy Gradebook**

software is an affordable option for tracking student progress. This option lets you assign a cartridge to a student.

## **Take the following steps:**

- 1** Connect the Cartridge Reader to your computer.
- 2** Import scores and learning time.
- 3** Print report cards to show student progress on your state standards and lessons.
- 4** Scores are kept on the cartridges.





# PROGRESS REPORT

# Study Buddy Progress Report

Student Name: \_\_\_\_\_ Cartridge Title: \_\_\_\_\_

Fill in lesson titles below.

This image shows a single sheet of white paper with horizontal blue or grey ruling lines. The lines are evenly spaced and run across the width of the page. There are approximately 20 lines visible. The paper has a slightly aged or off-white appearance.

Test Score #1  
and date

| | | | |

Test Score #2  
and date

[illegible]

Test Score #3  
and date

[illegible]

Copy this form to give to students, parents, and mentors.